Innovative Solutions In Medical Instruments



Maxillo-facial

NEW







MANDIRI SURGICALS

Address: Small Industrial Estate Sialkot 51310.
Email: mandirisurgicals@gmail.com
Contact:+92 3207230000

Dissecting Scissors, Face Lift Scissors

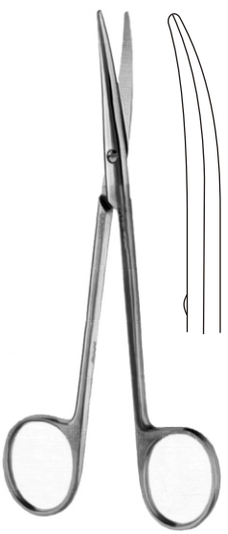

Metzenbaum
14.5 cm
MS-36.15
Dissecting scissors,
curved, blunt/blunt

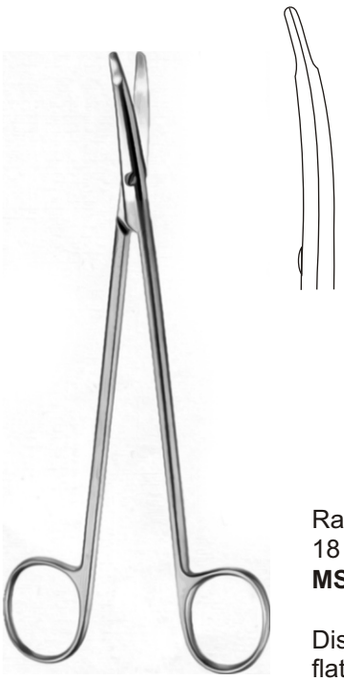

Ragnell
18 cm
MS-59.19

Dissecting scissors,
flat points, blunt/blunt

Rhinoplastic Forceps

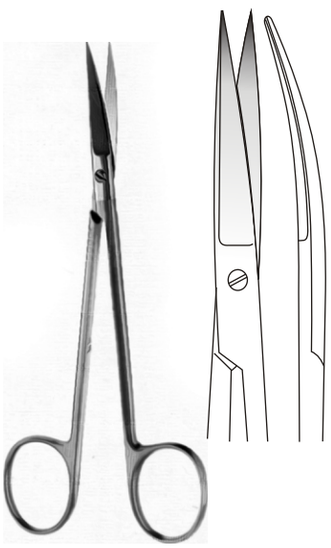

Joseph
14 cm
MS-65.14
Rhinoplastic scissors,
curved, sharp/sharp

Email: mandirisurgicals@gmail.com

Contact: +92 3207230000

Delicaate Dissecting Scissors



Metzenbaum
13cm
MS-36.13

Dissecting scissors,
curved, blunt/blunt

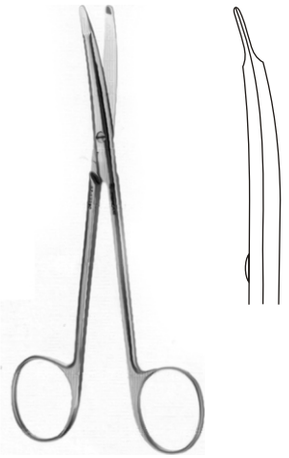

Ragnell
12.5 cm
MS-59.13

Dissecting scissors,
flat points, blunt/blunt



Iris
11 cm
MS-01.11

Dissecting scissors,
straight, sharp/sharp

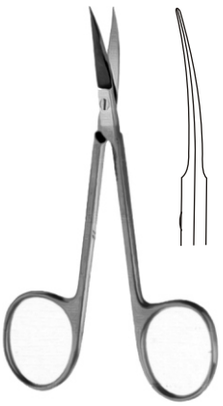

Iris
11 cm
MS-02.11

Dissecting scissors,
curved, sharp/sharp

Email: mandirisurgicals@gmail.com

Contact: +92 3207230000

Face Lift Scissors, Nasal Hump Scissors

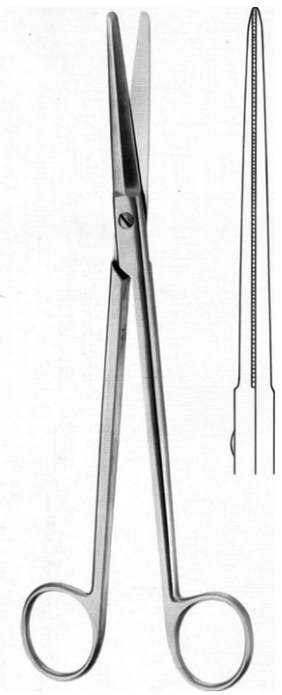

MS-76.19
20cm

Face lift scissors,
straight, saw edge

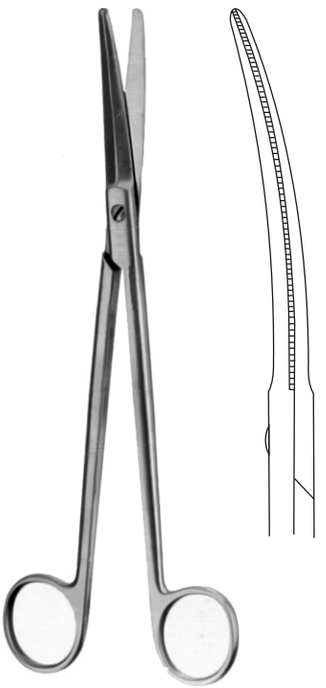

MS-77.19
20cm

Face lift scissors,
curved, saw edge

Email: mandirisurgicals@gmail.com

Contact: +92 3207230000

Rhinoplastic Scissors

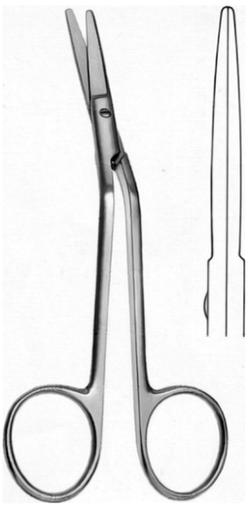

FOMON
13.5 cm
MS-50.15

Rhinoplastic scissors, angular, blunt/blunt

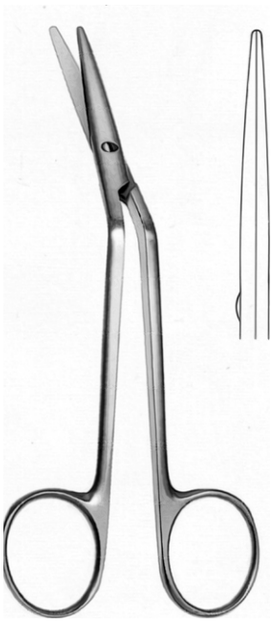

COTTLE
13.5 cm
MS-51.16

Rhinoplastic scissors, angular, blunt/blunt

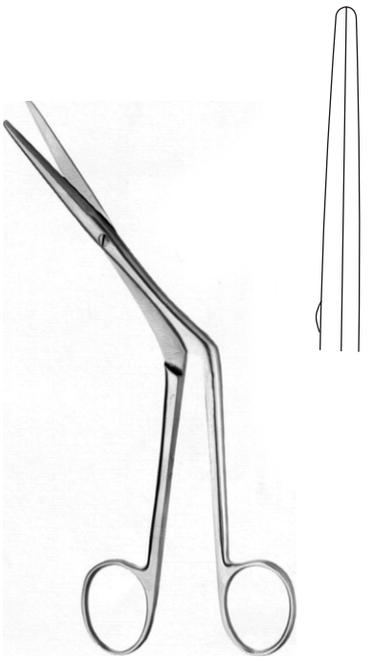

HEYMANN
16 cm
MS-17.18

Rhinoplastic scissors, angular, blunt/blunt

Email: mandirisurgicals@gmail.com

Contact: +92 3207230000

Wire Cutters



MS-132.70
14 cm



Universal
12cm
MS-24.12

Saw edge

Wire Directors

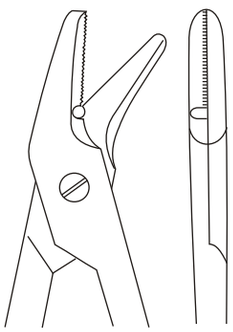

Tungsten Carbide
inserts

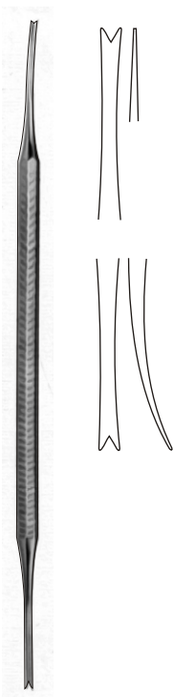

Luniatschek
18.5 cm
MS-21.18

Gauze and wire director

Email: mandirisurgicals@gmail.com

Contact: +92 3207230000

Interdental and Multi Purpose Osteotmes



OBWEGESER
MS-178.40
15.5 cm

OBWEGESER
MS-178.45
15.5 cm

OBWEGESER
MS-178.47
15.5 cm

This osteotome is used to complete interdental osteotomies. The osteotome is bi-beveled and it is recommended that a groove be placed in the overlying bone first and then the osteotome carefully malleted through the interdental space and alveolar bone. The design reduces danger of injury to the roots of the teeth.

4 mm



MS-149.22
16.5 cm

Final separating instrument for any small bone cut.
Used in conjunction with saws for final mobilization.

Email: mandirisurgicals@gmail.com

Contact: +92 3207230000

Multi Purpose Osteotomes



Flat handle Mashroom handle

Original Tessier
16 cm
MS-150.55 Flat handle
MS-160.55 Mushroom handle

straight



Flat handle Mushroom handle

Original Tessier
16 cm
MS-150.65 Flat handle
MS-160.65 Mushroom handle

Striaght

Email: mandirisurgicals@gmail.com Contact: +92 3207230000

Rhino plastic Osteotomes









MS-143.60
20 cm
straight

The lateral nasal wall is sectioned with the straight guarded osteotome above the level of the nasal floor.

MS-143.61
20 cm
straight

MS-149.05
21.5 cm
Nasal osteotome
left

MS-149.06
21.5 cm
Nasal osteotome
right

For the separation of the lateral nasal wall from its palatal attachment.

Email: mandirisurgicals@gmail.com

Contact: +92 3207230000

Bone Graft Osteotomes



The short blades with rounded cutting edges have been specifically designed for the splitting of ribs, iliac grafts or calvarial bone flaps. The wide short hexagonal handle and the large mushroom head allows splitting of the bones with the palm of the hand instead of hammering.

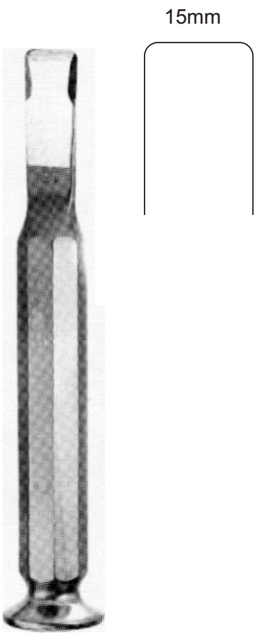

Original Tessier
16 cm
MS-151.10

straight

Original Tessier
16 cm
MS-151.15

straight

Email: mandirisurgicals@gmail.com

Contact: +92 3207230000

Ramus Split and Wedge Osteotomes

20 mm



MS-115.60
21.5 cm

10 mm



MS-111.90
22 cm

Email: mandirisurgicals@gmail.com

Contact: +92 3207230000

Multi Purpose Periosteal Elevators

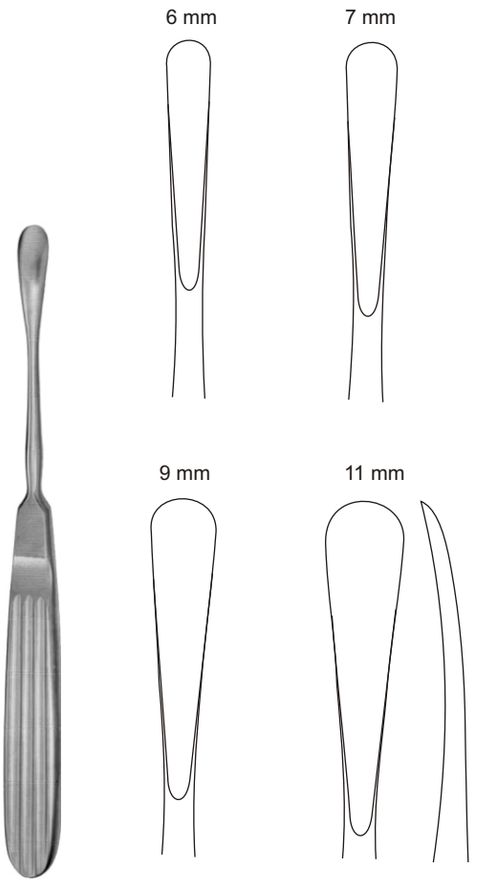

Obwegeser
18 cm

MS-177.81 6 mm
MS-177.82 7 mm
MS-177.83 9 mm
MS-177.84 11mm

Periosteal elevators with **flat** end, sharp

The working end of this elevator allows it to be used where the periosteum is tightly adherent to the underlying bone.

Posterior and Inferior Mandibular Border Strippers

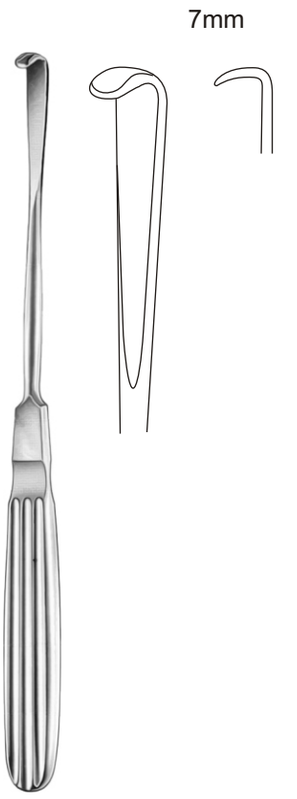

Obwegeser
20.5 cm
MS-177.90

Email: mandirisurgicals@gmail.com Contact: +92 3207230000

Multi Purpose Periosteal Elevators, double ended

5mm, sharp

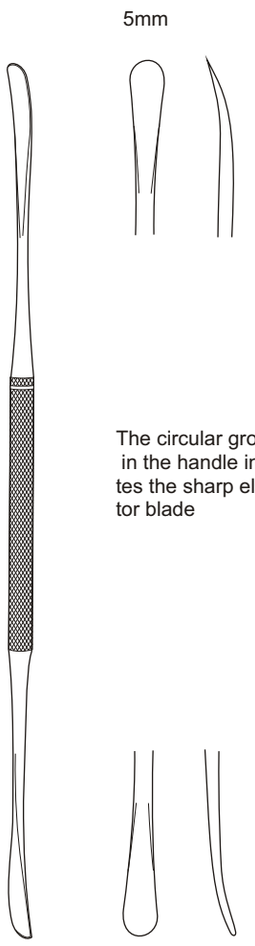

5mm,blunt

Salzburg
MS-111.20
24.5 cm

slightly curved

6mm, blunt

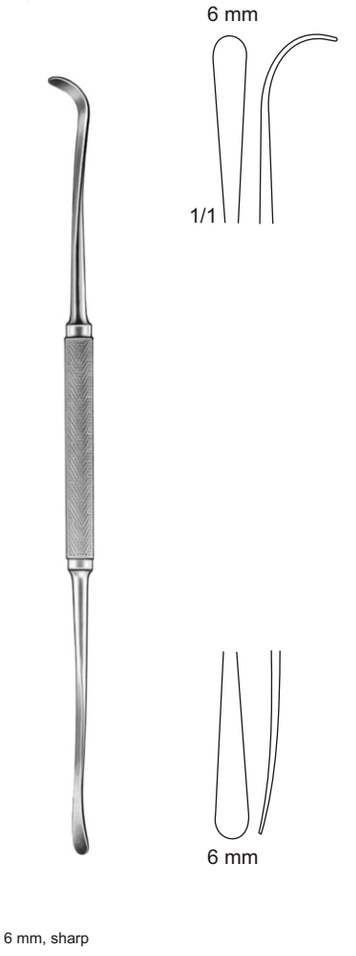

Obwegeser-freer
21.5cm
MS-178.20

These extra long periosteal elvators are designed for deep dissection, especially in cases with a submandibular approach to the condylar region.

Email: mandirisurgicals@gmail.com

Contact: +92 3207230000

Rasps

very fine



MS-110.20
21.5 cm

fine

medium-fine



MS-110.30
21.5 cm

medium

medium-coarse



MS-110.50
21.5 cm

coarse

Email: mandirisurgicals@gmail.com Contact: +92 3207230000

AWLS

4.5 mm



Original Tessier
16.5 cm
MS-152.20

Nasal awl (Perforator)

The short triangular tip with sharp edges has been designed for making “pilot holes” and to enlarge the outer part of the holde for a medial canthopexy. This allows a deeper, stronger embedding of the medial canthus with the adjacent periosteum and gives more stability to the canthus.

3 mm



Obwegeser
24.5 cm
MS-178.30

Zygomatic arch awl

This awl is used to pass wires around the zygomatic arch for use in controlling the mandible and maxillary suspension procedures. It is recommended that a fresh awl be used for each placement of a wire.



Rowe
23.5 cm
MS-124.00 left
MS-124.10 right

Email: mandirisurgicals@gmail.com

Contact: +92 3207230000

Lip and Cheek Retractors





MS-88.11



MS-88.12



MS-88.13

Middeldorpf
MS-88.11 21.5 cm, 14 x 17mm wide
MS-88.12 22.0 cm, 20 x 22mm wide
MS-88.13 23.5 cm, 26 x 30mm wide

Lip and cheek retractors

Email: mandirisurgicals@gmail.com Contact: +92 3207230000

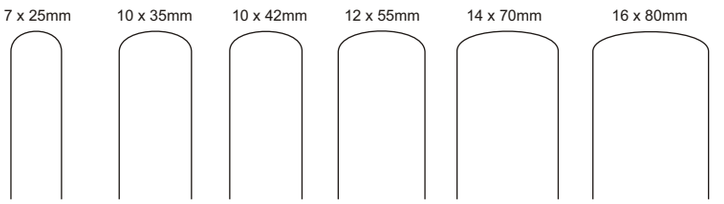

Round Tips

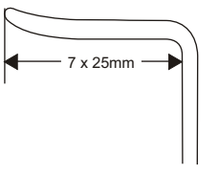

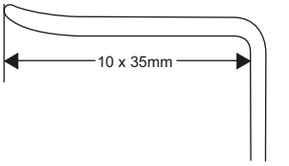

Straight at Top

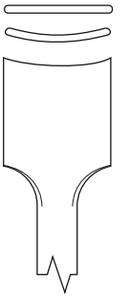



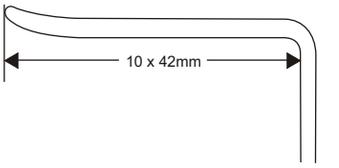

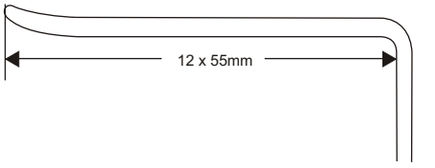

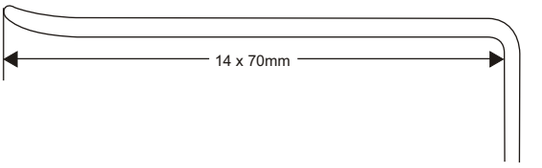

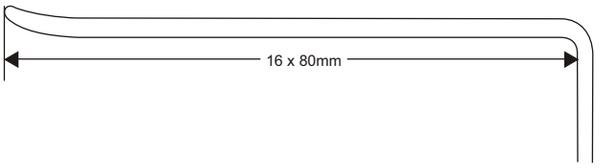

Obwegeser
22 cm
MS-177.00 7 x 25 mm
MS-177.02 10 x 35 mm
MS-177.04 10 x 42 mm
MS-177.06 12 x 55 mm
MS-177.07 14 x 70 mm
MS-177.08 16 x 80 mm

Soft tissue retractors, curved up, concave blades

The curved down distal tip provides an improved view and the concave blade minimizes traumatizing of soft tissue.

Email: mandirisurgicals@gmail.com Contact: +92 3207230000

Ramus Retractors

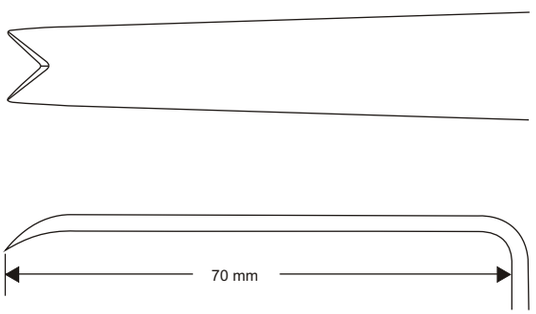

Conic shaped blade

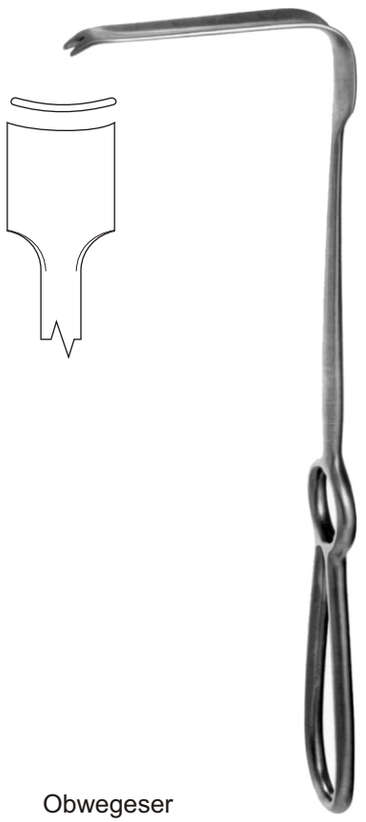

Obwegeser

22 cm
MS-177.37 11-15 x 70 mm
MS-177.38 12-22 x 70 mm

Email: mandirisurgicals@gmail.com Contact: +92 3207230000

Soft Tissue Retractors

45 x 16 mm



35 x 12 mm

Original Tessier
15 cm, Fig. D
MS-152.55 black anodized
MS-162.55 satin finish

double ended

70 x 16 mm



50 x 12 mm

Original Tessier
15 cm, Fig. E
MS-15.256 black anodized
MS-16.256 satin finish

double ended



Original Tessier
12.5 cm, Fig. F
MS-15.285 black anodized
MS-16.285 satin finish

double curved

Email: mandirisurgicals@gmail.com
Contact: +92 3207230000

Retromaxillary Lever and Pterygoid Retractors

Maxilla Mobilizers

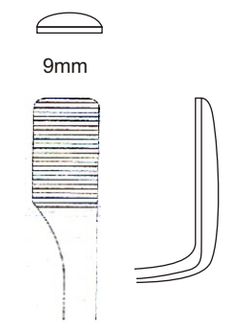

01 -15350 right



01 - 15355 left



Original Tessier
15 cm
MS-153.50 right
MS-153.55 left
Retromaxillary levers



Serrations on Bottom

Obwegeser
23 cm
MS-177.52

Email: mandirisurgicals@gmail.com

Contact: +92 3207230000

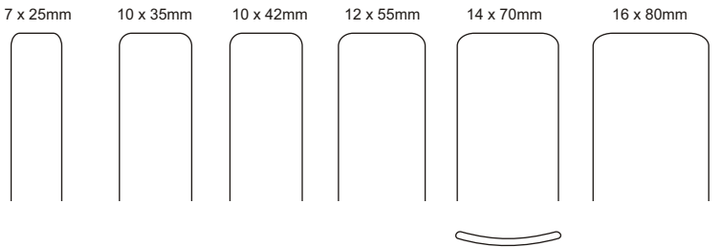



Sailer

MS-147.40 7 x 25 mm
MS-147.42 10 x 35 mm
MS-147.44 10 x 42 mm
MS-147.46 12 x 55 mm
MS-147.48 14 x 70 mm
MS-147.50 16 x 80 mm
15 cm

Soft Tissue Retractors

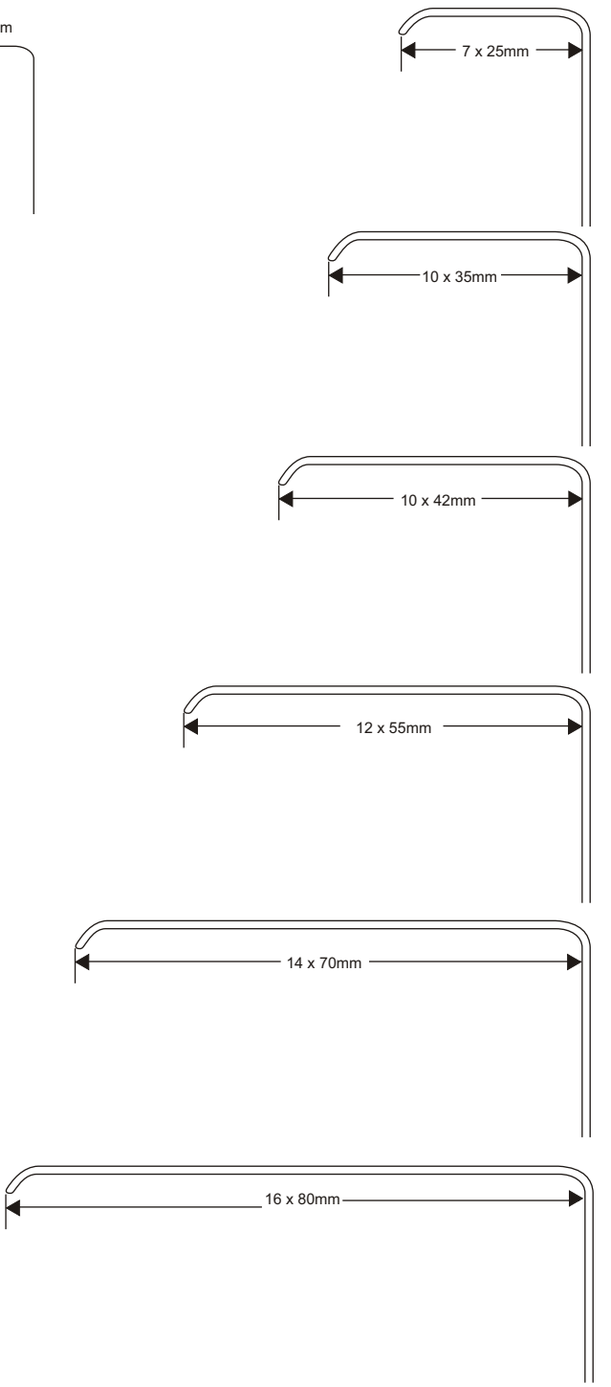

The short retractors, held by the assistant, no longer hinder the surgeon. These instruments are used for the retraction of the upper lip, with the surgeon sitting posterior to the head of the patient; they are especially suitable for Le Fort I-osteomies and cleft palate surgery.

Email: mandirisurgicals@gmail.com

Contact: +92 3207230000

Intra Oral Vertical Osteotomy (I.O.V.O.) Retractors



MS-137.50 left, **without** fiber optic cable fitting
MS-137.70 left, **with** fiber optic cable fitting
21 cm



MS-137.60 right, **without** fiber optic cable fitting
MS-137.80 right, **with** fiber optic cable fitting
21 cm

These retractor provide both cheek retraction and flap retraction resulting in superb visual and surgical access to the lateral surface of the ramus of the mandible. The sigmoid notch is visualized with protection provided for the masseteric artery. Both the anti-lignula and the posterior border of the ramus are exposed to allow full visualization of the osteotomy cut.

Email: mandirisurgicals@gmail.com Contact: +92 3207230000

Zygoma Hook

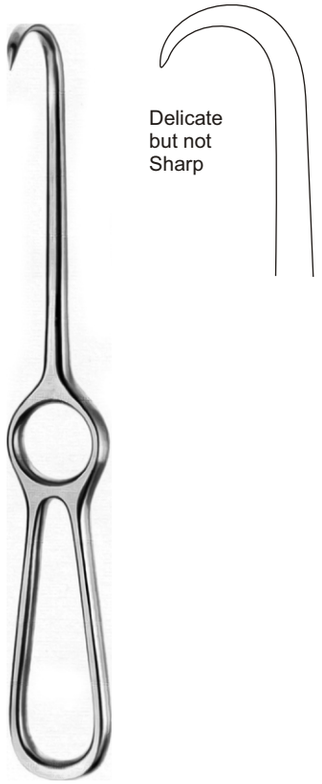

Horch
MS-126.25
21 mm

Zygomal hook

Palate and Chin Retractors

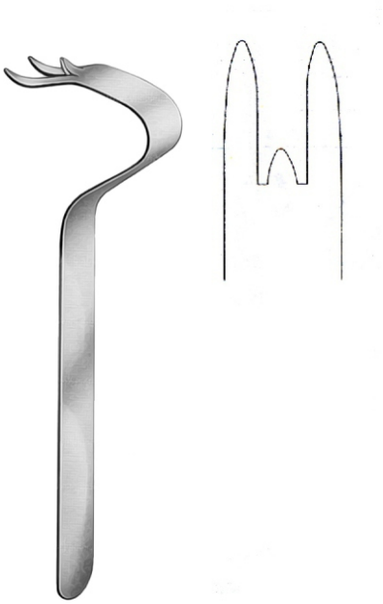

Obwegeser
15 cm
MS-177.50
Chin retractor, malleable

This instrument is used for placement beneath the chin and to retract the soft tissue as well as stabilizing the bone in genioplasty procedures or other operations in the anterior part of the mandible.

Email: mandirisurgicals@gmail.com

Contact: +92 3207230000

Orbital Retractors

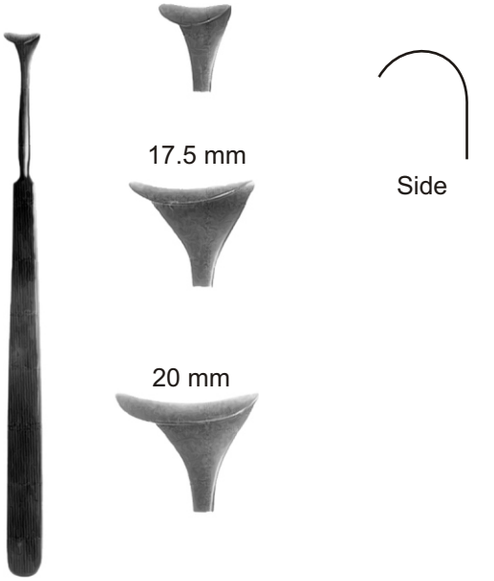

Original Tessier
15 cm
MS-152.92 10.0 mm wide
MS-152.93 17.5 mm wide
MS-152.94 20.0 mm wide

Eyelid and orbital retractors,
black anodized



MS-120.40
20.5 mm

One end for retraction of the globe
and inspection of the orbital floor.
Opposite end allows placement of
drill at a more acute angle and protects
soft tissue.

Email: mandirisurgicals@gmail.com Contact: +92 3207230000

Malleable Retractor and Spatulas

16 mm



22 mm

MS-117.90
22 cm

black anodized

Mandibular Channel Retractors



Obwegeser
17.5 cm
MS-177.45 8 mm
MS-177.47 10 mm

The narrow channel retractor is used for placement on the lingual aspect of the mandible. The wider channel retractor is used to engage the inferior border of the mandible on the facial side to assist in that portion of the osteotomy.

Email: mandirisurgicals@gmail.com

Contact: +92 3207230000

Ramus Retractors

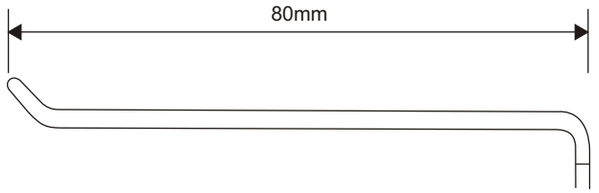

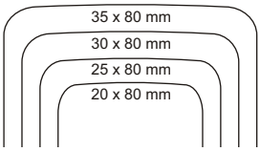



16 cm
MS-217.20 20 x 80 mm
MS-217.30 25 x 80 mm
MS-217.40 30 x 80 mm
MS-217.50 35 x 80 mm

Lateral vertical ramus retractors

This set of four retractors offers the following advantages:

- Blades are thin and easy to insert
- Width of blades offer better retraction
- Two retractors can be used simultaneously
- Rigidity of blades gives good resistance while using osteotome or drill
- The retractors provide protection of soft tissue and vessels posterior to the mandible while it is split
- the large handles are comfortable to hold.

Email: mandirisurgicals@gmail.com Contact: +92 3207230000

Intra Oral Vertical Osteotomy (I.O.V.O) Retractors



MS-215.80 without fiber cable fitting
MS-215.90 with fiber cable fitting
23 cm

This intra oral vertical osteotomy retractor facilitates not only retraction of the masseteric sling but stabilizes the mandible during the osteotomy and also the proximal or condylar segment following the cut to allow stripping o ffthe medical pterygoid muscle attachment.

Email: mandirisurgicals@gmail.com

Contact: +92 3207230000

Tongue Depressors and Cheek Retractors



UNIV.MINNESOTA
MS-03.34
14 cm



BRUENINGS
MS-05.18
19.5 cm



WIEDER
MS-02.21 14 cm
MS-02.22 15 cm

Email: mandirisurgicals@gmail.com Contact: +92 3207230000

Nasal Specula and Dialators



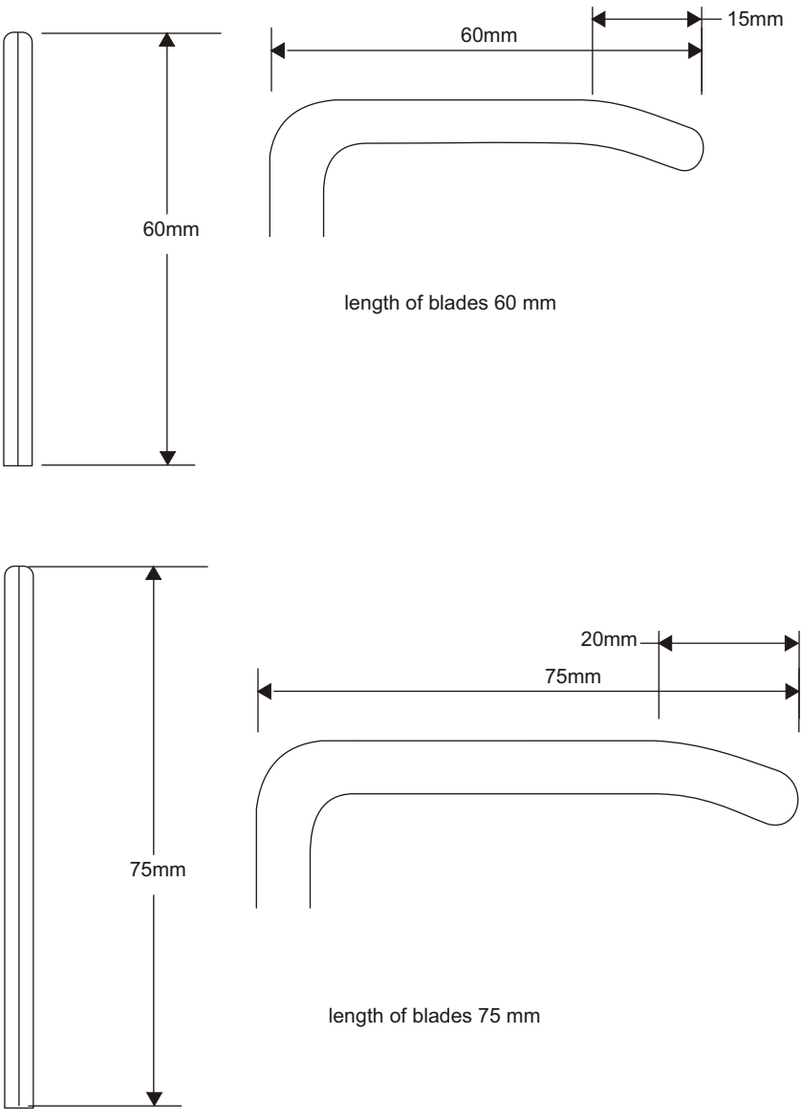

Original Tessier
17 cm
MS-150.25 length of blades 60 mm
MS-150.30 length of blades 75 mm

Nasal dilators for adults, black anodized

Email: mandirisurgicals@gmail.com
Contact: +92 3207230000

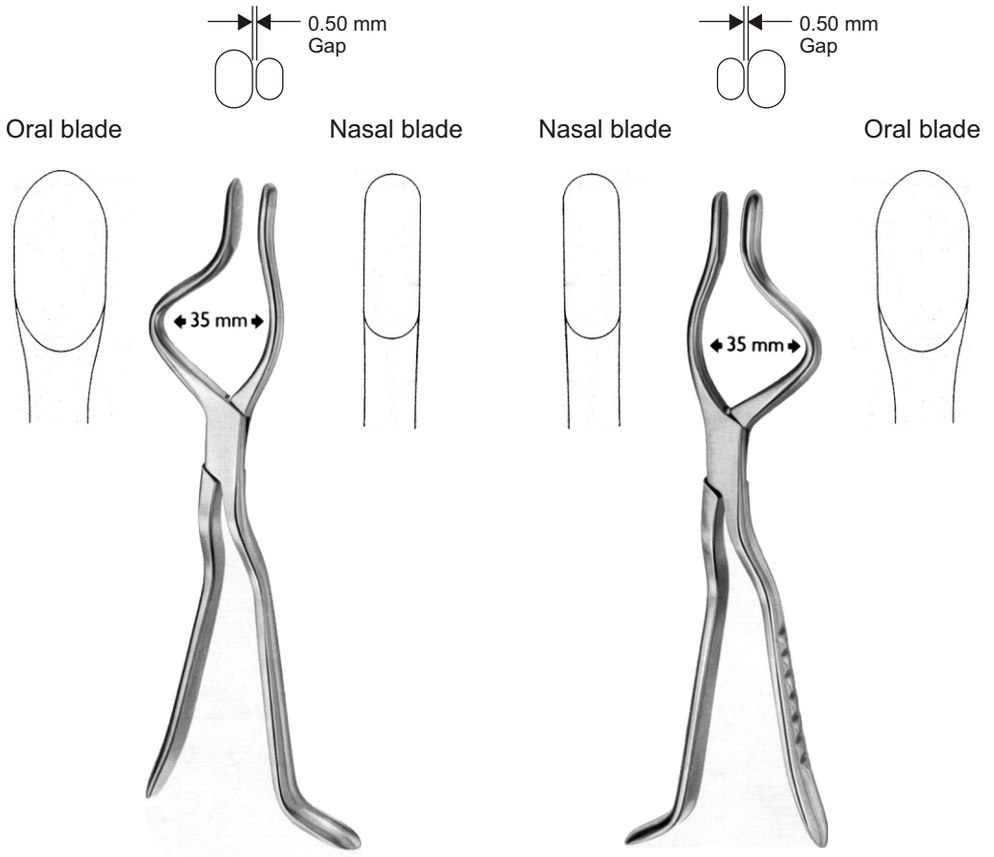

ROWE
MS-30.170
23 cm
left

ROWE
MS-30.171
23 cm
right

Email: mandirisurgicals@gmail.com
Contact: +92 3207230000

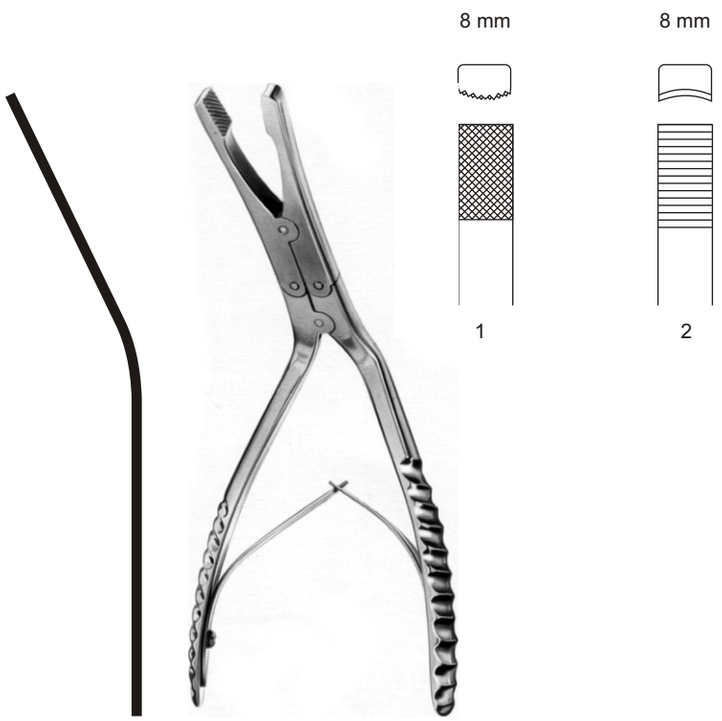

Original Marchac
MS-145.90
18 cm

Bone bending pliers

This bone bending pliers provides a powerful but precise bending action remits the “greens ticking” of cranial bone of children prior to remodeling. The right jaw (I) is cross-serrated and convex, the left jaw (2) is transversely serrated and concave.

Email: mandirisurgicals@gmail.com Contact: +92 3207230000



SALZBURG
MS-111.05
14 cm



ORIGINAL TESSIER
MS-151.54
16 cm

small pattern



MS-126.80
19.5 cm

Email: mandirisurgicals@gmail.com

Contact: +92 3207230000

Caliperss



Catroviejo
9cm
MS-82.32

Straight,
measuring range up to 20 mm

Email: mandirisurgicals@gmail.com

Contact: +92 3207230000



Address: Small Industrial Estate Sialkot 51310.
Email: mandirisurgicals@gmail.com
Contact:+92 3207230000